

# How to apply Online Form

---

## Admission:

You can download the Application Form and Prospectus 2021-22.

Prospectus with Registration is available at the cash counter of the college on Payment of Rs. 500/- A duly filled in admission form with attested copies of all the required document will be received at the counter on payment of the registration charge.

## Documents to be enclosed with the Form are:

- (i) Three self-addressed post card with admission form.
- (ii) Original Marks-sheet of the qualifying examination with three photocopies.
- (iii) Photo copies of the marks-sheets of Pt I, II and III (for admission in PG Previous courses).
- (iv) Recent passport size two photographs
- (v) Transfer Certificate
- (vi) Students from the other Universities need to submit **original migration certificate**.
- (vii) Secondary School Certificate / mark-sheet. (Photocopy)
- (viii) Certificate of participation in Inter-School, Inter-Collegiate games & sports, NCC or cultural events (if any)
- (ix) SC/ST/OBC students should enclose certificate of their category/caste.

**Note:** In the application, it is must to mention your **WhatsApp no and email id** which are in use.

---

# Commencement of On-Line registration of Application

---

Submit hard copy of this form in the office of the institute along with a fee of Rs. 500/- (Prospectus Rs. 400/- " + " Registration Rs. 100/- ) otherwise your name will not be considered in the provisional Merit list.

## APPLY ON LINE

---

**You may apply online Form in the following steps:**

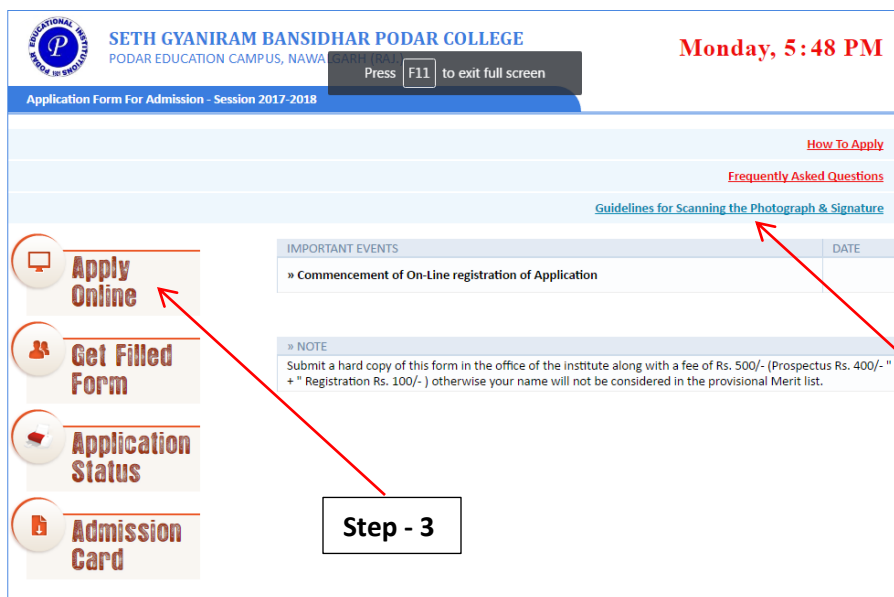
<b>Step 1</b>	Visit website <a href="http://www.podarcollge.com">www.podarcollge.com</a> (Click on "Apply Online" link on the Home Page)
<b>Step 2</b>	Click on <a href="#">Guidelines for Scanning the Photograph &amp; Signature</a>
<b>Step 3</b>	Click on "Apply Online" link.
<b>Step 4</b>	Click related link <b>"New Admission" OR "Return Admission"</b> link.
<b>Step 4a</b>	fill Name and date of birth column and submit.
<b>Step 5</b>	Deposit hard copy of printed form in the College

Step – 1 – Go website [www.podarcollge.com](http://www.podarcollge.com) (Click on "Apply Online" link on the Home Page)




Step – 2 Click on [Guidelines for Scanning the Photograph & Signature](#)

Step-3 Click on Apply Online Link .




Step-4 Click related link "New Admission" OR "Return Admission" link.



**SETH GYANIRAM BANSIDHAR PODAR COLLEGE**  
 PODAR EDUCATION CAMPUS, NAWALGARH (RAJ.)


**Monday, 5:53 PM**


Application Form For Admission - Session 2017-2018

[How To Apply](#)  
[Frequently Asked Questions](#)  
[Guidelines for Scanning the Photograph & Signature](#)

 **Apply Online**


 **Get Filled Form**

 **Application Status**


 **Admission Card**

New Admission

Return Admission



**Step 4a Fill blank form**


**SETH GYANIRAM BANSIDHAR PODAR COLLEGE**  
 PODAR EDUCATION CAMPUS, NAWALGARH (RAJ.)

**Monday, 5:55 PM**


Application Form For Admission - Session 2017-2018

Class *	Select Class	Admission Date *	
First Name *	FIRST NAME MIDDLE NAME LAST NAME		
Religion *	Select Religion		
Date of Birth *		Nationality *	INDIAN
If Married *	Yes <input type="radio"/> No <input checked="" type="radio"/>	Gender *	Male <input type="radio"/> Female <input type="radio"/>
Caste *	Select Caste		
Father's Name *		Occupation	
Father's Mobile No.		Annual Income	
Mother's Name *		Occupation	
Permanent Address *		Present Address *	
Phone No.		Mobile No. *	
Email			

**Academic Records**





PREVIEWS CLASS	BOARD / UNIVERSITY	YEAR	MEDIUM	(%) PER.
EX. 10TH, 12TH, B.SC.			Select	%

**Step 4b fill Name and dob column and submit**

 **SETH GYANIRAM BANSIDHAR PODAR COLLEGE**  
PODAR EDUCATION CAMPUS, NAWALGARH (RAJ.) **Monday, 5:57 PM**

Application Form For Admission - Session 2017-2018

[How To Apply](#)  
[Frequently Asked Questions](#)  
[Guidelines for Scanning the Photograph & Signature](#)

-  **Apply Online**
-  **Get Filled Form**
-  **Application Status**
-  **Admission Card**

New Admission

Return Admission

**ENTER PREVIOUS DETAIL**

**Your Name / Father Name**

**Date of Birth**

**Step-5:** Deposit hard copy of printed form in the College

---